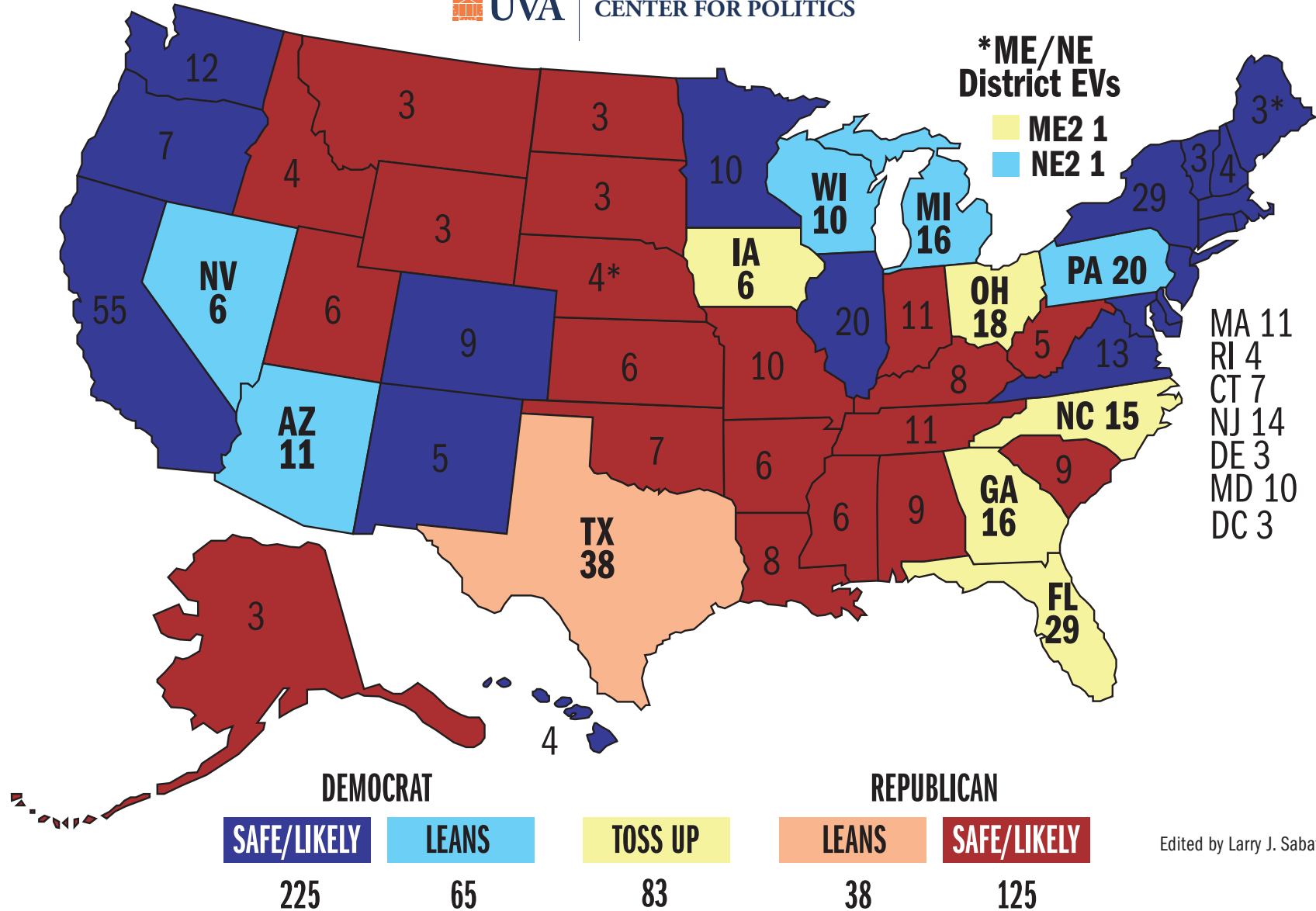


SABATO'S CRYSTAL BALL

UVA CENTER FOR POLITICS

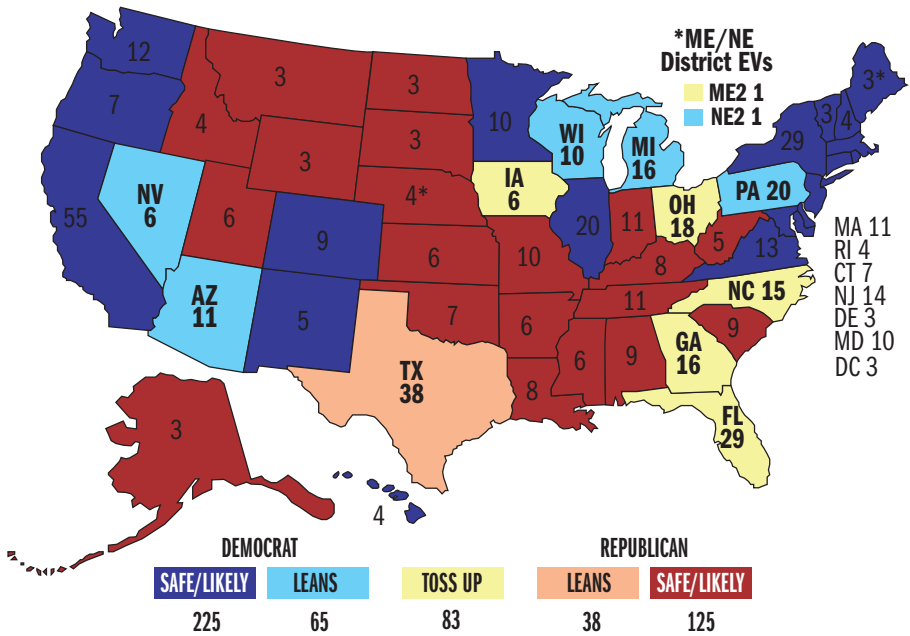


Edited by Larry J. Sabato, Kyle Kondik, and Miles J. Coleman

SABATO'S CRYSTAL BALL



CENTER FOR POLITICS



Edited by Larry J. Sabato, Kyle Kondik, and Miles J. Coleman

LEGEND

	Likely to know results by election night. Absentee/mail ballots processed before election day; no/few ballots received after election day.
	Less likely to know results by election night. Absentee/mail ballots processed on election day; substantial ballots received after election day.



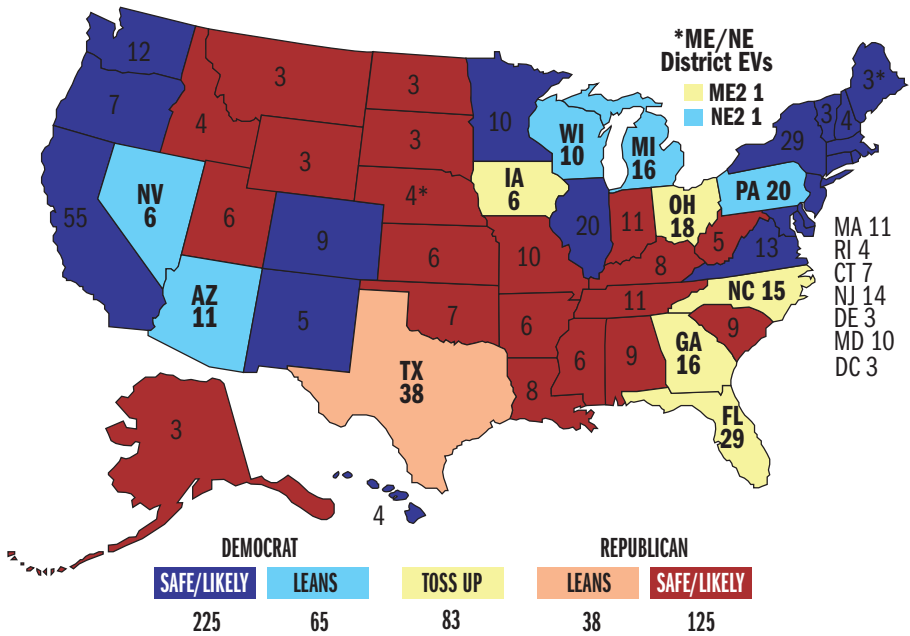
LEANS DEMOCRAT						
STATE SYMBOL WITH ELECTORAL VOTES	POLLING AVERAGES AS OF 10/27/20	ABSENTEE/MAIL-IN BALLOT PROCESSING CAN BEGIN	ABSENTEE/MAIL-IN BALLOT COUNTING CAN BEGIN	WHEN CAN ABSENTEE BALLOTS BE MAILED AND RECEIVED?	NOTES	WHEN WILL WE KNOW?
PENNSYLVANIA						
	Trump: 47.0 % Biden: 52.3 %	7:00 AM, 11/3/20	7:00 AM, 11/3/20	Postmarked by 11/3 by 8 PM; received by 11/6 by 5 PM.	Ballot needs to be sealed inside secrecy envelope in order to be counted.	
MICHIGAN						
	Trump: 45.3 % Biden: 53.7 %	11/2/20 (in cities & towns with 25,000 people)	11/3/20	Received by 11/3 at 8 PM.	Mail had been extremely delayed in past few weeks. Officials recommending hand deliver or vote in person from this point on.	
ARIZONA						
	Trump: 48.1 % Biden: 50.5 %	10/20/20	10/20/20	Received by 11/3 at 7 PM.	In regular elections over the past two decades, 80% of Arizona has voted by mail.	
WISCONSIN						
	Trump: 46.2 % Biden: 52.9 %	11/3/20 ("after the polls open")	11/3/20 ("after the polls open")	Received by 11/3 at 8 PM.	One witness must sign.	
NEVADA						
	Trump: 45.5 % Biden: 52.3 %	10/30/20	11/3/20	Postmarked by 11/3.	4 year prison penalty for attempting to vote in person if a mail in ballot has been completed.	
NEBRASKA 2ND DISTRICT						
	Trump: 47.1 % Biden: 51.6 %	10/26/20	11/2/20 ("24 hours before the opening of polls")	Received by 11/3 at 8 PM CT / 7 PM MT.	Have long history of mail-in voting, with no excuse required.	
LIKELY DEMOCRAT						
VIRGINIA						
	Trump: 43.5 % Biden: 55.5 %	Not specified	11/3/20	Postmarked on or before 11/3 and received by 11/6 at noon or hand delivered by 7 PM on 11/3.	Reasonable. No opportunity for ballot correction if mistake is made.	

Chart content by William Antholis and Emma Murphy. Graphic design by David Courtney. Polling data from fivethirtyeight.com. Other data from ballotopedia.com.

SABATO'S CRYSTAL BALL



CENTER FOR POLITICS



TOSS UP						
STATE SYMBOL WITH ELECTORAL VOTES	POLLING AVERAGES AS OF 10/27/20	ABSENTEE/MAIL-IN BALLOT PROCESSING CAN BEGIN	ABSENTEE/MAIL-IN BALLOT COUNTING CAN BEGIN	WHEN CAN ABSENTEE BALLOTS BE MAILED AND RECEIVED?	NOTES	WHEN WILL WE KNOW?
FLORIDA						
29	Trump: 48.6 % Biden: 50.5 %	10/12/20	10/12/20	Received by 11/3 at 7 PM for voters in continental U.S. Overseas voters must postmark ballot by 11/3.	Signature match required; cured by 11/9.	
OHIO						
18	Trump: 50.1 % Biden: 48.9 %	Not specified	11/3/20	Postmarked 11/2. Ballots can be counted until 11/17.	Long history of mail-in voting, with no excuse required. Have had very popular early in-person voting this session.	
GEORGIA						
16	Trump: 49.5 % Biden: 49.7%	Upon receipt	7 AM, 11/3/20	Due 10/30.	Must be delivered by voter unless voter is disabled.	
NORTH CAROLINA						
15	Trump: 48.1 % Biden: 50.5 %	Not specified	10/20/20	Postmarked 11/3; received by 11/5 at 5 PM.	One witness must sign.	
IOWA						
6	Trump: 49.3 % Biden: 49.4 %	10/31/20	11/2/20	Postmarked 11/2; received by 11/9.	Several thousand partially pre-filled ballots sent to Iowans; these are illegal and votes will not be counted.	
MAINE, 2ND DISTRICT						
1	Trump: 49.1 % Biden: 49.3 %	Not specified	After polls close on 11/3 with local approval.	Received by 11/3, 8 PM.	Processing ballots earlier this year to manage increased mail-in voting.	
LEANS REPUBLICAN						
TEXAS						
38	Trump: 50.8 % Biden: 48.3 %	Upon receipt	11/3/20. If more than 100,000 people, counting can begin at the end of the early voting period.	Postmarked by 11/3 and received by 11/4.	VERY few ballot boxes - only one per county	

