

## TOSS UPS








STATE SYMBOL WITH ELECTORAL VOTES	POLLING AVERAGES AS OF 10/27/20	FINAL RESULTS IN 2020	CURRENT POLLING AVERAGES, AS OF 10/28/2024	DEADLINE WHEN CAN ABSENTEE BALLOTS RECEIVED	ABSENTEE/MAIL-IN BALLOT PROCESSING CAN BEGIN	ABSENTEE/MAIL-IN BALLOT COUNTING CAN BEGIN	NOTES
<b>PENNSYLVANIA</b>							
	Trump: 47.0% Biden: 52.3% Biden +5.3	Trump: 48.8% Biden: 50.0% Biden +1.2	Trump: 48.0% Harris: 47.7% Trump +0.3	Received by 11/5 at 8:00 PM.	7:00 AM, 11/5/2024	7:00 AM, 11/5/2024	
<b>GEORGIA</b>							
	Trump: 49.5% Biden: 49.7% Biden +0.2	Trump: 49.2% Biden: 49.5% Biden +0.3	Trump: 48.6% Harris: 47.1% Trump +1.5	Received by 11/5 at 7:00 PM.	Upon receipt; further processing begins at 8:00 AM on 10/24/2021	7:00 AM, 11/5/2024	Further processing begins the "third Monday" before Election Day.
<b>NORTH CAROLINA</b>							
	Trump: 48.1% Biden: 50.5% Biden +2.4	Trump: 50.0% Biden: 48.7% Trump +1.3	Trump: 48.4% Harris: 47.1% Trump +1.3	Received in-person and by post by 11/5 at 7:30 PM.	10/8/2024	5:00 PM, 11/5/2024	Processing begins the "fifth Tuesday" before Election Day.
<b>MICHIGAN</b>							
	Trump: 45.3% Biden: 53.7% Biden +8.4	Trump: 47.8% Biden: 50.6% Biden +2.8	Trump: 47.3% Harris: 47.7% Harris +0.4	Received by 11/5 at 8:00 PM.	10/28/2024 for jurisdictions with at least 5,000 people.	7:00 AM, 11/5/2024	
<b>ARIZONA</b>							
	Trump: 48.1% Biden: 50.5% Biden +2.4	Trump: 49.1% Biden: 49.4% Biden +0.3	Trump: 48.7% Harris: 46.9% Trump +1.8	Received by 11/5 at 7:00 PM.	Upon receipt.	Upon receipt.	
<b>WISCONSIN</b>							
	Trump: 46.2% Biden: 52.9% Biden +6.7	Trump: 48.9% Biden: 49.6% Biden +0.7	Trump: 47.7% Harris: 47.9% Harris +0.2	Received by 11/5 at 8:00 PM.	After the polls open on 11/5/2024.	After the polls open on 11/5/2024.	
<b>NEVADA</b>							
	Trump: 45.5% Biden: 52.3% Biden +6.8	Trump: 47.7% Biden: 50.1% Biden +2.4	Trump: 47.5% Harris: 47.3% Trump +0.2	Received in dropbox by 11/5 at 7:00 PM; Postmarked on or before 11/5 and received by 11/9 at 5:00 PM.	Upon receipt.	10/21/2024	



Chart content by William Anholis and Laura Howard. Graphic design by David Courtney. Polling data from fivethirtyeight.com. Other data from ballotpedia.com.

# METRO MAP TO THE WHITE HOUSE

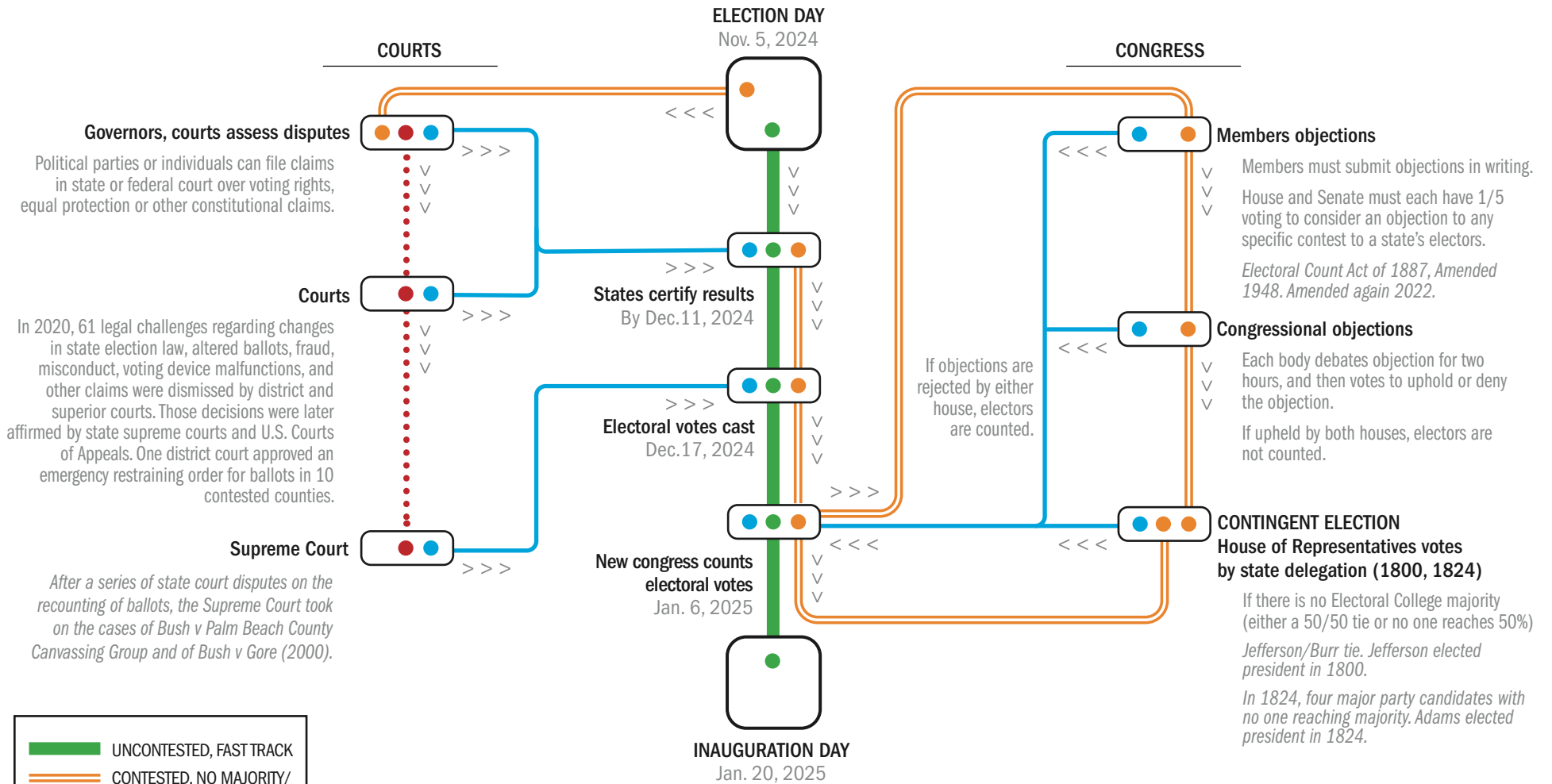


Chart content by William J. Antholis, Laura Howard, Sidney Milkis, and Saikrishna Prakash. Art direction by David Courtney.